

Stereotypes Worksheet



Higher or lower



People in Scotland (16 to 64 years) who were employed in 2019

75%



1. % of **female** childcare and early years workers

%

than the percentage before

2. % of **female** Members of Scottish Parliament (MSPs)

%



than the percentage before



3. % of **female** senior police officers

%

than the percentage before

4. % of **male** staff in NHS Scotland

%



than the percentage before



5. % of **female** CEOs of sports bodies

%

than the percentage before

6. % of **female** senior managers in science engineering and technology

%



than the percentage before



7. % of **male** administrative workers

%

than the percentage before

8. % of **female** chartered civil engineers

%



than the percentage before



9. % of **female** chartered civil engineers

%

than the percentage before

10. % of **male** Chief Executives of FTSE100 companies who are called David

%



than the percentage before



Whose job is it anyway?



Carly has autism



Olympian




Chris is deaf




Author



Max has dyslexia




**Choreographer
and Dancer**



Christine is blind



Talk show host



Michael has ADHD



Chef

